

Blackstone Diversified Multi-Strategy Fund

Blackstone

(BXDMSCU: Class C (USD) Acc.) - A sub-fund of Blackstone Alternative Investment Funds plc, an umbrella fund established as a UCITS with segregated liability between sub funds
For Reporting Purposes Only

As of February 28, 2021

Investment approach

The Fund's investment objective is to seek capital appreciation. The Fund seeks this objective by allocating its assets among a variety of discretionary sub-advisers with experience managing non-traditional or "alternative" investment strategies. Blackstone is responsible for selecting the strategies, for identifying and retaining sub-advisers, and for determining the amount of Fund assets to allocate to each strategy and to each sub-adviser. Blackstone may also manage a portion of the Fund's assets directly.

Fund highlights

Fund Assets (Mn)	\$1,224.67
NAV per Share	\$9.95
Currency	USD
Fund Inception Date	August 11, 2014
Share Class Inception Date	June 29, 2017
Investment Manager	Blackstone Alternative Investment Advisors LLC
Subscriptions	Daily
Redemptions	Daily
Distributing/Accumulating	Accumulating
Cut-off	3pm (Ireland)
Bloomberg Ticker	BXDMSCU ID
ISIN	IE00BYNJFF17

Fund terms – share class C (USD) acc.⁽³⁾

Minimum Initial Investment	\$1,000
Management Fee	1.75%
Performance Fee ⁽⁴⁾	15.00%
Other Expenses ⁽⁵⁾	Capped 0.45%

Investment committee

Name	Years at Blackstone
Gideon Berger	19 Years
Raymond Chan	2 Years
Min Htoo	4 Years
Robert Jordan	10 Years
Ian Morris	11 Years
Alberto Santulin	18 Years
Stephen Sullens	20 Years

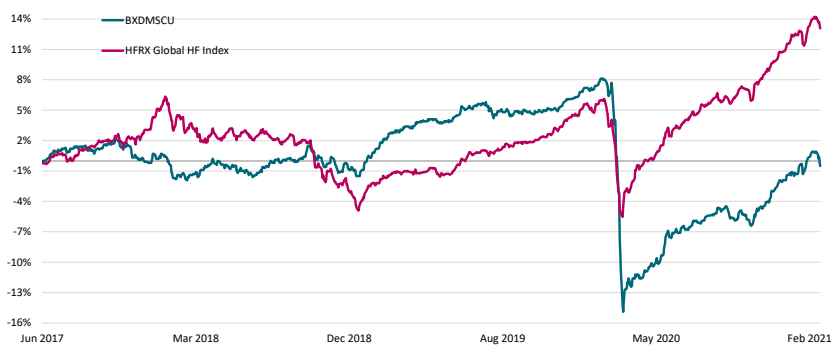
Fund net performance⁽¹⁾⁽²⁾

Fund Net Performance	MTD	QTD	YTD	ITD	ITD STATISTICS			
					St. Dev.	Beta	Alpha	Sharpe
BXDMSCU	0.61%	0.91%	0.91%	(0.14%)	5.43%	-	-	(0.28)
HFRX Global HF Index	1.52%	1.35%	1.35%	3.41%	3.53%	0.83	(2.91%)	0.58
Barclays Gbl Agg	(1.72%)	(2.59%)	(2.59%)	3.92%	4.17%	0.22	(1.85%)	0.61
MSCI World TR	2.60%	1.60%	1.60%	12.39%	17.73%	0.17	(3.23%)	0.62

12 month performance periods – to last quarter end⁽¹⁾⁽²⁾

	12/31/19 - 12/31/20	12/31/18 - 12/31/19	12/31/17 - 12/31/18	12/31/16 - 12/31/17	12/31/15 - 12/31/16
BXDMSCU	(7.16%)	7.16%	(0.70%)	N/A	N/A
HFRX Global HF Index	6.81%	8.62%	(6.72%)	N/A	N/A
Barclays Gbl Agg	9.20%	6.84%	(1.20%)	N/A	N/A
MSCI World TR	16.50%	28.40%	(8.20%)	N/A	N/A

Alternative strategies cumulative net performance⁽¹⁾⁽²⁾



- (1) Performance is presented through 2/28/2021. Returns are shown net of the Expense Ratio less waived expenses. Inception to date (ITD) returns for BXDMS are calculated on an annualized basis. Performance data quoted represents past performance and does not guarantee future results. The investment return and principal value of an investment will fluctuate so that an investor's shares, when redeemed, may be worth more or less than their original cost and current performance may be lower or higher than the performance data quoted. The Class launched on June 29, 2017. Additional information and performance data current to the most recent month-end is available at www.bxdms.com.
- (2) All ITD statistics are calculated using daily performance since inception and uses the local currency rate. All returns include dividend and capital gain distributions. Standard Deviation and Sharpe calculations are annualized. Beta and Alpha are measured to the respective index.
- (3) The above terms are summarised and qualified in their entirety by the more detailed information set forth in the BXDMS prospectus and supplement.
- (4) The Fund will pay to Blackstone a performance fee equal to 15% of any returns the relevant class achieves above any losses carried forward from previous periods. The Fund may also pay to Blackstone an additional performance fee equal to the amount of any performance fees owed by Blackstone to the sub-advisers. Any such additional performance fee will be deducted from Blackstone's performance fee before it is paid in subsequent quarterly performance periods. The performance fee together with any additional performance fee are subject to a cap of 4.95% of the NAV of the class.
- (5) Blackstone has agreed to reimburse the Fund so that certain of the Fund's "Other Expenses" will not exceed 0.45% annually. Please see important disclosure information at the end of this document for further explanation.

None of the indices presented are benchmarks or targets for the Fund. Indices are unmanaged and investors cannot invest in an index. Please see end of document for additional disclosures regarding indices presented.

Sub-adviser allocations⁽³⁾

Manager	Strategy	Sub-strategy	Classification
Active Sub-Advisers			
HealthCor	Equity Hedge	Equity Long Short	Equity
Jasper	Equity Hedge	Equity Long Short	
Seiga ⁽⁴⁾	Equity Hedge	Equity Long Short	
Endeavour	Equity Hedge	Equity Market Neutral	
Two Sigma Advisers	Equity Hedge	Equity Market Neutral	
Bayview	Relative Value	Fixed Income - Asset Backed	Credit
BRESSA ⁽⁴⁾	Relative Value	Fixed Income - Asset Backed	
BX LCS ⁽⁴⁾	Relative Value	Fixed Income - Asset Backed	
EJF	Relative Value	Fixed Income - Asset Backed	
Good Hill	Relative Value	Fixed Income - Asset Backed	
Caspian	Event Driven	Distressed/Restructuring	Multi-Asset
Sage Rock	Event Driven	Multi-Strategy	
Magnetar ⁽⁴⁾	Event Driven	Risk Arbitrage	
Nephila	Event Driven	Reinsurance	
Emso	Macro	Discretionary Thematic	
NWI	Macro	Discretionary Thematic	
D.E. Shaw	Multi-Strategy	N/A	
BAIA-Direct ⁽⁵⁾	Multi-Strategy	N/A	
Inactive Sub-Advisers⁽⁶⁾			
Cerberus	Relative Value	Fixed Income - Asset Backed	Inactive
Waterfall	Relative Value	Fixed Income - Asset Backed	
IPM	Macro	Systematic Diversified	

Performance summary⁽¹⁾⁽²⁾⁽³⁾

Sub-Strategy Performance	Allocation at		MTD		QTD		YTD		ITD Cumulative Performance	
	2/28/2021	Return	Attribution	Return	Attribution	Return	Attribution	Return	Attribution	
Equity	27.51%	(0.28%)	(0.07%)	(2.80%)	(1.07%)	(2.80%)	(1.07%)	8.57%	3.27%	
Credit	27.65%	0.70%	0.29%	2.94%	1.19%	2.94%	1.19%	12.34%	2.85%	
Multi-Asset	44.85%	0.96%	0.66%	2.11%	1.37%	2.11%	1.37%	12.69%	5.84%	
Cash, Expenses & Other			(0.27%)		(0.58%)		(0.58%)		(12.46%)	
Net Return			0.61%		0.91%		0.91%		(0.50%)	

Monthly net performance⁽¹⁾

	Jan	Feb	Mar	Apr	May	Jun	Jul	Aug	Sep	Oct	Nov	Dec	YTD
2017	-	-	-	-	-	-	1.00%	0.40%	(0.30%)	0.69%	(1.28%)	(0.70%)	(0.20%)
2018	0.10%	(1.30%)	0.51%	0.81%	(1.10%)	(0.20%)	1.22%	0.30%	1.30%	(1.68%)	0.00%	(0.60%)	(0.70%)
2019	2.72%	0.98%	0.58%	0.68%	(0.19%)	1.15%	0.48%	(0.76%)	(0.00%)	0.19%	0.10%	1.05%	7.16%
2020	0.75%	(0.56%)	(17.29%)	1.36%	1.68%	2.43%	1.08%	0.96%	(0.53%)	(0.74%)	2.46%	2.82%	(7.16%)
2021	0.30%	0.61%	-	-	-	-	-	-	-	-	-	-	0.91%

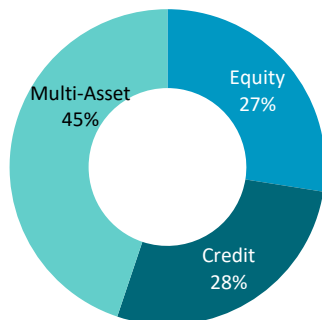
- Returns are shown net of the Expense Ratio less waived expenses. Returns for BXDMS are calculated on an annualized basis (unless otherwise stated). All ITD statistics are calculated using daily performance since inception and use the local currency rate. Performance data quoted represents past performance and does not guarantee future results. The investment return and principal value of an investment will fluctuate so that an investor's shares, when redeemed, may be worth more or less than their original cost and current performance may be lower or higher than the performance data quoted. The Class launched on June 29, 2017.
- Sub-strategy performance is shown gross of all fees and expenses. Performance attribution represents the contribution of each sub-strategy to the Fund's total return. Performance is estimated and unaudited.
- Portfolio allocations reflect allocations as of the date of the report. The Fund may shift allocations among sub-advisers, strategies and sub-strategies at any time. Further, Blackstone, on behalf of the Fund, may determine to not employ one or more of the above-referenced sub-advisers, strategies or sub-strategies. Blackstone may also add new sub-advisers, strategies or sub-strategies. Accordingly, the allocations are presented for illustrative purposes only and should not be viewed as predictive of the ongoing composition of the Fund's portfolio (and its sub-advisers), which may change at any time.
- Blackstone and its affiliates have financial interests in asset managers. Any allocation by Blackstone to a subsidiary or other affiliate benefits The Blackstone Group Inc. and any redemption or reduction of such allocation would be detrimental to The Blackstone Group Inc., creating potential conflicts of interest in allocation decisions. For a discussion of this and other conflicts, please see the Additional Disclosure section at the end of this document.
- BAIA manages a portion of the Fund's assets directly. Such investments presently include allocations to structured notes providing exposure to commodity and equity capital markets strategies managed by third-party investment managers, opportunistic trades and hedging. BAIA allocations are subject to change and BAIA's fees on directly managed assets are not reduced by a payment to a sub-adviser.
- Sub-adviser is not currently managing any Fund assets. Allocations may change at any time without notice.

Additional details concerning the Fund's performance, liquidity and asset class exposures are available upon request. Please contact your BAAM representative for further information. Current performance data is available at www.bxdms.com.

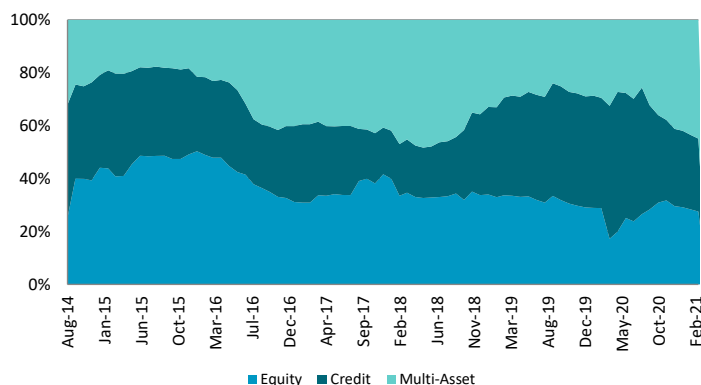
Blackstone Alternative Investment Funds plc is authorised and regulated by the Central Bank of Ireland

Blackstone Diversified Multi-Strategy Fund (BXDMS)

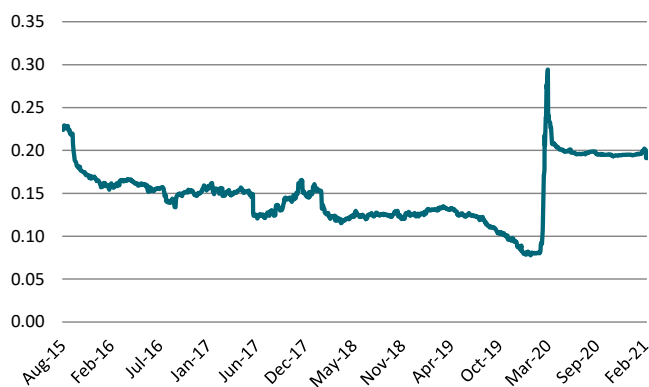
Portfolio Allocations⁽³⁾



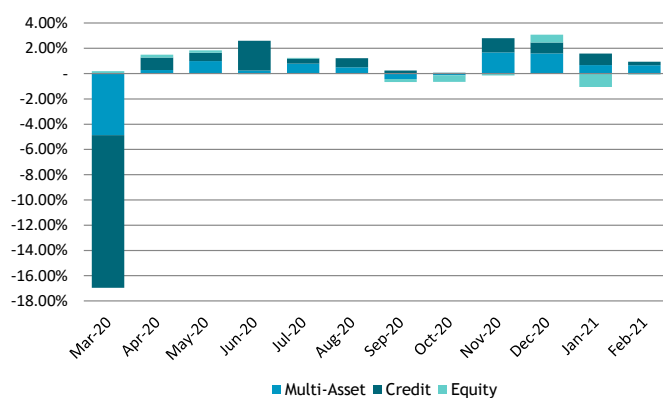
Asset Allocation by Sub-Strategy⁽³⁾



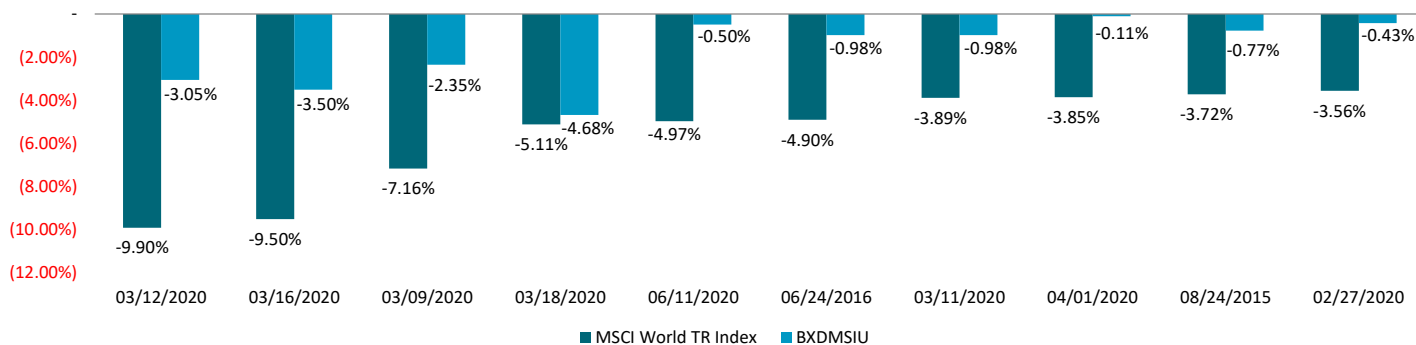
12 Months Rolling Beta Against MSCI World⁽¹⁾⁽⁴⁾



Trailing 12 Months Performance Contribution by Sub-Strategy⁽²⁾



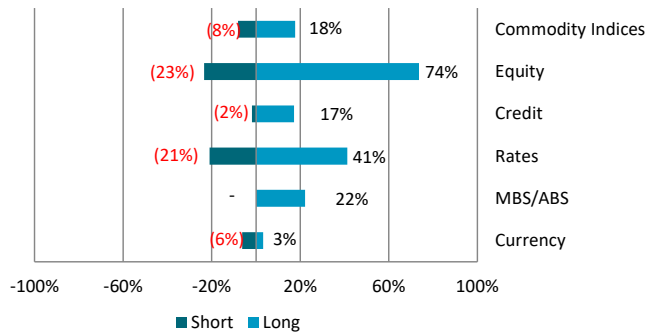
BXDMS Performance on Worst 10 Trading Days for MSCI World Since Inception⁽¹⁾



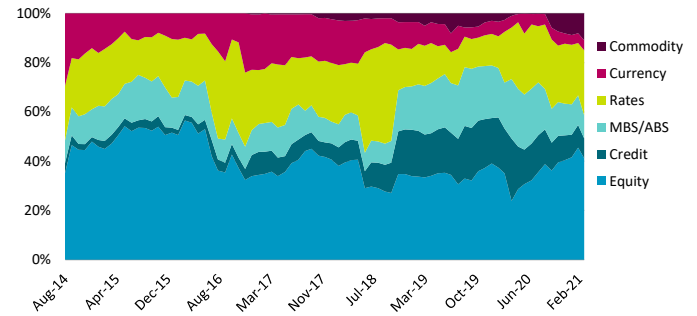
Comparisons will differ, in some cases significantly, if the relative performance is measured over the course of a month, quarter, year or longer. See page 1. Performance is presented since BXDMSIU's inception on 9/11/2014 to 2/28/2021. Because of the broadly diversified and low beta nature of the portfolio, BXDMS is not expected to participate in the full upside of broader equity markets. From 9/11/2014 to 2/28/2021, on the ten best MSCI World TR trading days, the average daily returns for the MSCI World TR and BXDMS were 4.32% and 0.22% respectively. The MSCI World is not benchmark or target for the Fund. See end of document for additional disclosures regarding indices presented.

- Returns are shown net of the Expense Ratio less waived expenses. Returns for BXDMS are calculated on an annualized basis (unless otherwise stated). All ITD statistics are calculated using daily performance since inception and uses the local currency rate. Performance data quoted represents past performance and does not guarantee future results. The investment return and principal value of an investment will fluctuate so that an investor's shares, when redeemed, may be worth more or less than their original cost and current performance may be lower or higher than the performance data quoted.
- Sub-strategy performance is shown gross of all fees and expenses. Performance attribution represents the contribution of each sub-strategy to the Fund's total return. Performance is estimated and unaudited.
- Portfolio allocations reflect allocations as of the date of the report. The Fund may shift allocations among sub-advisers, strategies and sub-strategies at any time. Accordingly, the allocations are presented for illustrative purposes only and should not be viewed as predictive of the ongoing composition of the Fund's portfolio (and its sub-advisers), which may change at any time.
- Betas are calculated using the MSCI World TR index. The calculated betas use returns daily returns for BXDMS Class I (USD) Acc. from 9/11/2014-2/28/2021. The volatility of the index presented may be materially different from that of the performance of the fund. In addition, the index employs different investment guidelines and criteria than the fund; as a result, the holdings in the fund may differ significantly from the securities that comprise the index.

Asset Class Exposure⁽¹⁾⁽²⁾



Asset Class Gross Historical Exposure⁽²⁾⁽³⁾



Fund Geographic Exposure⁽¹⁾⁽²⁾

Region	Long	Short	Net
US/Canada	109.16%	(42.04%)	67.12%
Core Europe	22.76%	(7.98%)	14.79%
Peripheral Europe	5.18%	(2.93%)	2.25%
Lat. Am./Caribbean	12.98%	(2.36%)	10.63%
Middle East/Africa	5.56%	(0.89%)	4.67%
Japan	3.68%	(2.37%)	1.32%
Asia general	1.85%	(0.59%)	1.27%
China/HK/Taiwan	14.10%	(1.44%)	12.66%
Total	175.28%	(60.58%)	114.70%

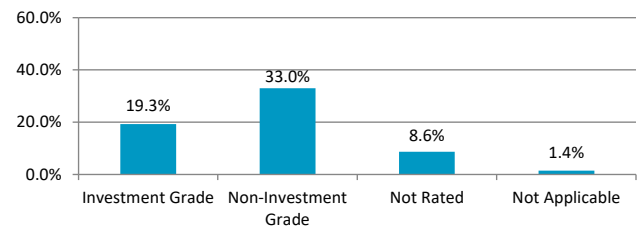
Currency Exposure⁽¹⁾⁽²⁾⁽⁴⁾

Region	Long	Short	Net
US/Canada	0.04%	(0.01%)	0.03%
Core Europe	0.48%	(5.17%)	(4.69%)
Peripheral Europe	0.48%	(0.24%)	0.24%
Lat. Am./Caribbean	0.83%	-	0.83%
Middle East/Africa	0.14%	(0.12%)	0.02%
Japan	0.13%	(0.03%)	0.10%
Asia general	1.07%	(0.21%)	0.86%
China/HK/Taiwan	0.06%	(0.46%)	(0.40%)
Total	3.23%	(6.24%)	(3.01%)

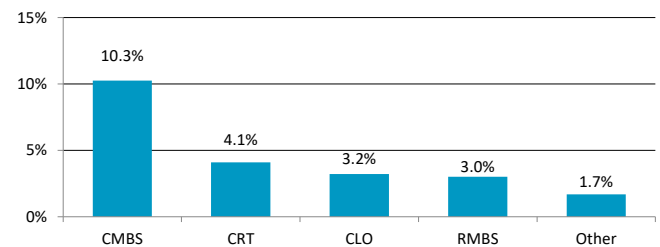
Equity Exposure – Sector Breakdown⁽¹⁾⁽²⁾

Equity Sector	Long	Short	Net
Energy	0.83%	(0.47%)	0.36%
Materials	1.84%	(0.28%)	1.56%
Industrials	3.94%	(1.41%)	2.53%
Consumer Discretionary	4.17%	(3.38%)	0.80%
Consumer Staples	1.69%	(1.32%)	0.37%
Health Care	11.18%	(4.35%)	6.83%
Financials	2.25%	(3.44%)	(1.19%)
Real Estate	0.92%	(0.16%)	0.76%
Information Technology	10.91%	(3.49%)	7.42%
Communication Services	1.22%	(0.87%)	0.35%
Utilities	1.01%	(0.17%)	0.84%
Index*	21.87%	(4.11%)	17.77%
Unclassified**	11.88%	(0.00%)	11.88%
Total	73.72%	(23.44%)	50.28%

Fixed Income Ratings⁽¹⁾⁽²⁾⁽⁵⁾



Structured Credit Summary⁽¹⁾⁽²⁾⁽⁶⁾



VaR Analysis⁽⁷⁾

Date	VaR
2/28/2021	4.65%

- Exposure figures are shown as a percentage of Fund Net Asset Value.
- Explanatory notes regarding calculation of exposure: (a) exposure data represents market value except in the case of derivative instruments; (b) for options, exposure data represents the delta adjusted notional; (c) for interest-rate instruments, exposure data represents the notional of the 10-year equivalent instrument; and (d) for all other derivatives, exposure data represents notional value. Positions of unknown type (if any) are excluded from exposure data. Exposure data reflects fund holdings as of the relevant trade date and includes unsettled trades.
- Gross exposure figures are shown as a percentage of total gross exposure.
- Reflects exposure to currency-related derivative instruments. The market value of these instruments will change based on fluctuations in currency exchange rates. Typically, the Fund has other holdings that are also sensitive to currency exchange rates (e.g., physical currency and/or equity and fixed investments that are denominated in a currency). As the value of these other holdings are not reflected in the above exposure figures, the table does not reflect the Fund's total currency exposure.
- Ratings are presented as an equally weighted composite of rating provided by the following rating agencies: Standard & Poor's ("S&P"), Moody's Investor Service, Fitch, Kroll Bond Rating Agency, and Morningstar. Please note that other ratings agencies may offer ratings that vary from those for securities currently represented as "Investment Grade" or "Non-Investment Grade." Investment grade is a rating of a bond that has a relatively low risk of default. Investment grade are bonds rated above BBB- for S&P and non-investment grade is below Investment grade to D. Ratings may not be applicable for credit indices, TBAs and certain other securities. "Not Rated" securities generally includes securitizations where the issuer did not request a rating. "Non Ratable" securities includes index products and select government instruments.
- Reflects exposure to structured credit through the Fund's allocation to Relative Value - Fixed Income Asset Backed strategies. The Fund may have additional structured credit exposure through its allocation to Macro, Multi-Strategy or other strategies. As the value of this other exposure is not reflected in the above exposure figures, the table does not reflect the Fund's total structured credit exposure. "Other" includes ABS, TBA, and CDS.
- Value at Risk ("VaR") is calculated at a 99% confidence level for a one month holding period (20 business days) using a model based on historical Fund data. Please see the Glossary of Terms for a further explanation of VaR.

*Comprised of index futures, options on index futures, ETFs, and ETF options

**Underlying instruments do not have a corresponding GICS sector assignment

Important Disclosure Information

Blackstone Diversified Multi-Strategy Fund (BXDMS) is a sub-fund of **Blackstone Alternative Investment Funds plc (the “Company”)**, an umbrella fund with segregated liability between sub funds. **Blackstone Alternative Investment Funds plc** is regulated by the Central Bank of Ireland. All investors should consider the investment objectives, risks, charges and expenses of **Blackstone Diversified Multi-Strategy Fund (BXDMS)** carefully before investing. The **Key Investor Information Document (‘KIID’)**, **Prospectus** and **Supplement** contain this and other information about **BXDMS** and are available on the **Blackstone website** at www.bxdms.com. All KIIDs are available in English, and certain share class specific KIIDs are available in French, German, Greek, Dutch, Danish, Finnish, Swedish, Norwegian, Spanish and Italian as indicated on the **Blackstone website**. All investors are urged to carefully read the **Prospectus, Supplement** and **KIID** in their entirety before investing. Additional details concerning the **Fund’s performance, liquidity and asset class exposures** are available upon request. Please contact your **BAAM representative** for further information.

No Assurance of Investment Return. Performance data quoted represents past performance and is no guarantee of future results. Investment returns and principal values may fluctuate so that an investor’s shares, when redeemed, may be worth more or less than their original cost. Current performance may be lower or higher than the performance data quoted. All returns include dividend and capital gain distributions. Information about the Fund, including the current Net Asset Value, is available on the Fund’s website at www.bxdms.com.

Fees and Expenses: Blackstone has agreed to waive its fees and/or reimburse expenses of the Fund so that “Other Expenses” will not exceed 0.45% (annualized). For this purpose, “Other Expenses” includes all expenses incurred in the business of the Fund other than (i) establishment expenses relating to the Fund; (ii) investment management fees; (iii) Performance Fees or Additional Performance Fees; (iv) distributor fees; (v) Eligible Collective Investment Scheme fees and expenses, (vi) brokerage and trading costs, (vii) interest payments, (viii) taxes, and (ix) extraordinary expenses. Blackstone may terminate or modify this arrangement at any time in its sole discretion upon 30 days’ notice in writing to the Fund’s shareholders.

Index Comparison: The Fund is actively managed and uses the MSCI World Total Return Index, Barclays Global Aggregate Index and HFRX Global Hedge Fund Index for performance comparison purposes only. While a proportion of the Fund’s assets may be components of and have similar weightings to one or more of the referenced indices, **BAIA** and the sub-advisers may use their discretion to invest a significant proportion of the Fund in assets which are not included in, or with different weightings to, the indices. There is no guarantee that the Fund’s performance will match or exceed any reference index. Indices are presented as indicative and for illustrative purposes only, are unmanaged and investors cannot invest in an index. Index data for USD denominated share classes is obtained from unaffiliated third parties and is subject to subsequent adjustments. The fact cards published on this site (collectively, the “Factsheets”) include for comparison purposes performance data relating to certain indices.

Conflicts of Interest: Blackstone and the Sub-Advisers have conflicts of interest that could interfere with their management of the Fund. These conflicts, which are disclosed in the Fund’s Statement of Additional Information, include, without limitation:

- **Selection of Sub-Advisers.** Blackstone compensates the Sub-Advisers out of the management fee it receives from the Fund. This could create an incentive for Blackstone to select Sub-Advisers with lower fee rates.
- **Financial Interests in Sub-Advisers and Service Providers.** Blackstone, the Sub-Advisers, and their affiliates have financial interests in asset managers and financial service providers. Allocating to an affiliate (or hiring such entity as a service provider) benefits The Blackstone Group Inc. and the relevant Sub-Adviser and redemptions from an affiliate (or terminating such entity as a service provider) would be detrimental to The Blackstone Group Inc. and the relevant Sub-Adviser. For example:
 - Blackstone Strategic Alliance Advisors L.L.C. (“BSAA”), an affiliate of **BAIA**, manages the Strategic Alliance Funds (the “SAF Funds”) that provide seed capital to emerging alternative asset managers (the “SAF Managers”) in exchange for a revenue share arrangement. Seiga Asset Management Limited, a SAF Manager, is a sub-adviser to the Fund. The revenue generated for BSAA related to the Fund’s investment with a SAF Manager is rebated to the Fund. The Fund will not otherwise participate in any of the economic arrangements between the SAF Funds and any SAF Manager with which the Fund invests.
 - Blackstone Strategic Capital Advisors L.L.C. (“BSCA”), an affiliate of **BAIA**, manages certain funds (the “BSCA Funds”) that acquire equity interests in established alternative asset managers (the “Strategic Capital Managers”). One of the Strategic Capital Managers in which the BSCA Funds have a minority interest is Magnetar Capital Partners L.P., a control affiliate of Magnetar Asset Management LLC, a sub-adviser for the Fund. The Fund will not participate in any of the economic arrangements between the BSCA Funds and any Strategic Capital Manager with which the Fund invests.
 - Real Estate Special Situations Advisors L.L.C. (“BRESSA”), an affiliate of **BAIA** and an indirect wholly-owned subsidiary of The Blackstone Group Inc., serves as a Sub-Adviser. BRESSA invests primarily in liquid, commercial and residential real estate-related debt instruments.
 - Blackstone Liquid Credit Strategies LLC (“BX LCS”), an affiliate of **BAIA** and an indirect wholly-owned subsidiary of The Blackstone Group Inc., serves as a Sub-Adviser. BX LCS invests primarily in below investment grade corporate credit.
 - Blackstone utilizes technology offered by Arcesium LLC (“Arcesium”) to provide certain middle- and back-office services and technology to the Fund. The parent company of a Sub-Adviser owns a controlling, majority interest in Arcesium and Blackstone Alternative Asset Management L.P. owns a non-controlling, minority interest in Arcesium.
- **Other Activities of Blackstone or the Sub-Advisers.** The activities in which Blackstone, the Sub-Advisers, or their affiliates are involved in on behalf of other accounts may create conflicts of interest or limit the flexibility that the Fund may otherwise have to participate in certain investments. For example, if Blackstone or a Sub-Adviser comes into possession of material non-public information with respect to a company, then Blackstone or the relevant Sub-Adviser generally will be restricted from investing in securities issued by that company. Further, Blackstone generally will be restricted from investing in portfolio companies of its affiliated private equity business.
- **Allocation of Investment Opportunities.** Blackstone and the Sub-Advisers (or their affiliates) manage other accounts and have other clients with investment objectives and strategies that are similar to, or overlap with, the investment objective and strategy of the fund, creating potential conflicts of interest in investment and allocation decisions. These conflicts of interest are exacerbated to the extent that the other clients are proprietary or pay higher fees or performance-based fees.

ERISA Fiduciary Disclosure. The foregoing information has not been provided in a fiduciary capacity under ERISA, and it is not intended to be, and should not be considered as, impartial investment advice.

Key Risks

There can be no assurance that BXDMS will achieve its investment objective. It should be appreciated that the value of Shares may go down as well as up. An investment in a Fund involves investment risks, including possible loss of the entire amount invested. The capital return and income of BXDMS is based on the capital appreciation and income on the investments it holds, less expenses incurred. Therefore, the Fund's return may be expected to fluctuate in response to changes in such capital appreciation or income. The following is a summary description of certain principal risks of investing in BXDMS:

- General economic and market conditions can affect the price and volatility of investments.
- The success of the Fund depends upon BAIA's skill in determining the Fund's allocation to alternative investment strategies and in selecting the best mix of sub-advisers. There can be no guarantee that sub-advisers will stick to the Investment strategy for which they were selected, or that these strategies will be successful.
- The Fund's investments will include shares, bonds and FDI. Certain investment techniques and FDI may increase the adverse impact to the Fund. In particular, there is a risk of infinite loss when using an FDI that derives its value from other assets decreasing.
- BAIA and sub-advisers have conflicts of interest that could interfere with their management of the Fund, including the allocation of time and investment opportunities.
- Some of the sub-advisers selected may hold only a small number of investments, or assets that move closely in line with assets held by other sub-advisers. Sub-advisers may make investment or hedging decisions which conflict or offset with other sub-advisers
- Increased legal, tax and other regulatory developments may adversely impact the ability of BAIA and the sub-advisers to utilize certain investment techniques or invest in certain assets.
- The Fund may invest in countries or through over investment funds that are subject to a weak legal or financial framework, as a result of which it can be hard to enforce ownership rights or repatriate funds.
- The Fund may invest in currencies other than its base currency. The success of measures to protect the Fund or a Class against currency movements cannot be certain.
- The Fund is dependent on BAIA, sub-advisers and other service providers for certain investment management, operational and financial support services. A deficiency in any of these services may have an adverse impact on the Fund.
- The insolvency of any institutions providing services such as safekeeping of assets or acting as counterparty to derivatives or other instruments, may expose the Fund to financial loss.
- Low trading volumes, lack of buyers, large positions or legal restrictions may limit or prevent the Fund from selling particular assets quickly and/or at desirable prices.

For further information on the risks faced by the Fund, see "Risk Factors" in the Prospectus and Supplement for the Fund, available from www.bxdms.com.

Additional Disclosure Information (cont'd)

Glossary of Indices: Market indices obtained through Bloomberg. HFR Indices obtained through HFR Asset Management.

Barclays Global Aggregate Bond Index: a broad-based measure of the global investment grade fixed-rate debt markets, comprised of the U.S. Aggregate, Pan-European Aggregate, and the Asian-Pacific Aggregate Indexes.

MSCI World Index: A market capitalization weighted index designed to provide a broad measure of equity-market performance throughout the world. The MSCI World is maintained by Morgan Stanley Capital International, and is comprised of stocks from 23 developed markets in the world.

HFRX Global Hedge Fund Index: is designed to be representative of the overall composition of the hedge fund universe. It is comprised of all eligible hedge fund strategies falling within four principal strategies: equity hedge, event driven, macro/CTA, and relative value arbitrage. Strategies are asset weighted based on the distribution of assets in the hedge fund industry.

Glossary of Terms

Gross Exposure: Reflects the aggregate of long and short investment positions in relation to the net asset value. The gross exposure is one indication of the level of leverage in a portfolio.

Net Exposure: This is the difference between long and short investment positions in relation to the net asset value. The gross exposure is one indication of the level of leverage in a portfolio.

Long Exposure: A long position occurs when an individual owns securities.

Short Exposure: Short selling a security not actually owned at the time of sale. Short positions can also generate returns when the price of a security declines.

Alpha: A risk-adjusted performance measure that represents the average return on a portfolio over and above that predicted by the capital asset pricing model (CAPM), given the portfolio's beta and the average market return.

Beta: A measure of the volatility, or systemic risk, of a security or a portfolio in comparison to the market as a whole.

Sharpe Ratio: A ratio to measure risk-adjusted performance. The Sharpe ratio is calculated by subtracting the risk-free rate – such as that of the 10-year U.S. Treasury bond – from the rate of return for a portfolio and dividing the result by the standard deviation of the portfolio returns. The greater a portfolio's Sharpe ratio, the better its risk-adjusted performance has been.

Standard Deviation: A measure of the dispersion of a set of data from its mean. The more spread apart the data, the higher the deviation. Standard deviation is calculated as the square root of variance.

Delta: The ratio comparing the change in the price of the underlying asset to the corresponding change in the price of a derivative.

Synthetic Short: Short selling an underlying security through the use of derivatives. Synthetic Short positions can generate returns when the price of the underlying security declines.

VaR: A statistical technique used to measure and quantify the level of financial risk within a firm or investment portfolio over a specific time frame. Value at risk is used by risk managers in order to measure and control the level of risk which the firm undertakes. The risk manager's job is to ensure that risks are not taken beyond the level at which the firm can absorb the losses of a probable worst outcome.

EEA & UK: If communicated in Belgium, Denmark, Finland, the Republic of Ireland, Lichtenstein or Norway, to per se Professional Clients or Eligible Counterparties for the purposes of the European Union Markets in Financial Instruments Directive (Directive 2014/65/EU) and the Glossary to the UK Financial Conduct Authority Handbook, or in the UK, this communication is made by The Blackstone Group International Partners LLP ("BGIP") of 40 Berkeley Square, London, W1J 5AL (registration number OC352581), which is authorised and regulated by the Financial Conduct Authority (firm reference number 520839) in the United Kingdom and which maintains appropriate licences in other relevant jurisdictions.

If communicated in any other state of the European Economic Area or to elective Professional Clients for the purposes of the European Union Markets in Financial Instruments Directive (Directive 2014/65/EU) this communication is made by Blackstone Europe Fund Management S.à r.l. ("BEFM") of 2-4 Rue Eugène Ruppert, L-2453, Luxembourg (registration number B212124), which is authorized by the Luxembourg Commission de Surveillance du Secteur Financier (reference number A00001974).

This communication is intended only for the person to whom it has been sent, is strictly confidential and must not be distributed onward or distributed to retail clients. The content of this communication should not be construed as legal, tax or investment advice.

This material and any other offering materials are exclusively for use by persons who are Professional Clients or Eligible Counterparties for the purposes of the European Markets in Financial Instruments Directive (Directive 2014/65/EU) and must not be distributed to retail clients or distributed onward.

BAAM202102047